

Article 10 Evaluations: A Survey of Experts




1. How important is the following documentation when conducting an Article 10 evaluation?						
	Essential	Recommended	Optional	Irrelevant	Contraindicated	Response Count
Victim reports	38.5% (5)	46.2% (6)	15.4% (2)	0.0% (0)	0.0% (0)	1
Police reports	80.0% (12)	13.3% (2)	6.7% (1)	0.0% (0)	0.0% (0)	1
Previous psychological evaluations	50.0% (7)	42.9% (6)	7.1% (1)	0.0% (0)	0.0% (0)	1
Pre-sentence evaluations	57.1% (8)	35.7% (5)	7.1% (1)	0.0% (0)	0.0% (0)	1
Institutional records	46.2% (6)	53.8% (7)	0.0% (0)	0.0% (0)	0.0% (0)	1
Mental health treatment records	53.8% (7)	38.5% (5)	7.7% (1)	0.0% (0)	0.0% (0)	1
Sex offender specific treatment records	64.3% (9)	35.7% (5)	7.1% (1)	0.0% (0)	0.0% (0)	1
Juvenile record	28.6% (4)	71.4% (10)	0.0% (0)	0.0% (0)	0.0% (0)	1
School records	14.3% (2)	21.4% (3)	64.3% (9)	0.0% (0)	0.0% (0)	1
Military records	14.3% (2)	21.4% (3)	64.3% (9)	0.0% (0)	0.0% (0)	1
Employment records	7.1% (1)	28.6% (4)	64.3% (9)	0.0% (0)	0.0% (0)	1
Medical records	21.4% (3)	42.9% (6)	35.7% (5)	0.0% (0)	0.0% (0)	1
Criminal trial transcripts	14.3% (2)	28.6% (4)	57.1% (8)	0.0% (0)	0.0% (0)	1
Other (please specify)						
answered question						1
skipped question						

2. How frequently do you assess the following domains in Article 10 evaluations?							
	Never	Rarely	Sometimes	Frequently	Most of the time	Always	Response Count
Substance abuse	0.0% (0)	0.0% (0)	0.0% (0)	7.7% (1)	7.7% (1)	84.6% (11)	13
Paraphilias	0.0% (0)	0.0% (0)	0.0% (0)	0.0% (0)	0.0% (0)	100.0% (13)	13
Other Axis I disorders	0.0% (0)	0.0% (0)	0.0% (0)	15.4% (2)	15.4% (2)	76.9% (10)	13
Psychopathy	0.0% (0)	0.0% (0)	16.7% (2)	33.3% (4)	25.0% (3)	25.0% (3)	12
DSM-IV-TR Personality Disorders	0.0% (0)	0.0% (0)	0.0% (0)	15.4% (2)	15.4% (2)	69.2% (9)	13
Developmental or cognitive disorders	0.0% (0)	0.0% (0)	0.0% (0)	27.3% (3)	27.3% (3)	45.5% (5)	11
						Other (please specify)	1
						answered question	13
						skipped question	3

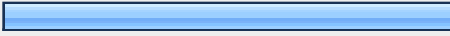



3. How frequently do you employ the following instruments or procedures in Article 10 evaluations?							
	Never	Rarely	Sometimes	Frequently	Most of the time	Always	Response Count
IQ and neuropsychological testing	23.1% (3)	23.1% (3)	23.1% (3)	7.7% (1)	7.7% (1)	15.4% (2)	13
"Objective" or multiscale personality testing such as MMPI-2, PAI, MCMI-III	15.4% (2)	30.8% (4)	15.4% (2)	0.0% (0)	7.7% (1)	30.8% (4)	13
"Projective" personality testing such as the Rorschach	69.2% (9)	7.7% (1)	15.4% (2)	0.0% (0)	0.0% (0)	7.7% (1)	13
Structured or Semi-structured clinical interview for Axis I disorders	15.4% (2)	15.4% (2)	46.2% (6)	0.0% (0)	0.0% (0)	23.1% (3)	13
Structured or Semi-structured interview for Axis II disorders	15.4% (2)	23.1% (3)	30.8% (4)	0.0% (0)	7.7% (1)	23.1% (3)	13
Psychopathy Checklist-Revised	15.4% (2)	7.7% (1)	23.1% (3)	23.1% (3)	23.1% (3)	7.7% (1)	13
Phallometric testing	61.5% (8)	15.4% (2)	15.4% (2)	0.0% (0)	0.0% (0)	7.7% (1)	13
Other (please specify)							4
answered question							13
skipped question							3

4. How important are each of the following in Article 10 evaluations?						
	Essential	Recommended	Optional	Irrelevant	Contraindicated	Response Count
IQ and neuropsychological testing	15.4% (2)	15.4% (2)	69.2% (9)	0.0% (0)	0.0% (0)	1
"Objective" or multiscale personality testing such as MMPI-2, PAI, MCMI-III	23.1% (3)	30.8% (4)	38.5% (5)	7.7% (1)	0.0% (0)	1
"Projective" personality testing such as the Rorschach	7.7% (1)	7.7% (1)	15.4% (2)	38.5% (5)	30.8% (4)	1
Structured or Semi-structured clinical interview for Axis I disorders	7.7% (1)	30.8% (4)	53.8% (7)	7.7% (1)	0.0% (0)	1
Structured or Semi-structured clinical interview for Axis II disorders	7.7% (1)	30.8% (4)	53.8% (7)	7.7% (1)	0.0% (0)	1
Psychopathy Checklist-Revised	0.0% (0)	61.5% (8)	38.5% (5)	0.0% (0)	0.0% (0)	1
Phallometric testing	7.7% (1)	38.5% (5)	38.5% (5)	7.7% (1)	7.7% (1)	1
					Other (please specify)	
					answered question	1
					skipped question	


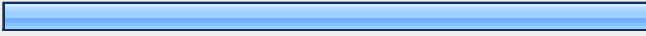

5. How important are each of the following in Article 10 evaluations?						
	Essential	Recommended	Optional	Irrelevant	Contraindicated	Response Count
Assessment of Substance Abuse	61.5% (8)	30.8% (4)	7.7% (1)	0.0% (0)	0.0% (0)	1
Assessment of Paraphilias	92.3% (12)	7.7% (1)	0.0% (0)	0.0% (0)	0.0% (0)	1
Assessment of other Axis I disorders	46.2% (6)	53.8% (7)	0.0% (0)	0.0% (0)	0.0% (0)	1
Assessment of Psychopathy	30.8% (4)	53.8% (7)	15.4% (2)	0.0% (0)	0.0% (0)	1
Assessment of DSM-IV-TR Personality Disorders	53.8% (7)	46.2% (6)	0.0% (0)	0.0% (0)	0.0% (0)	1
Assessment of developmental or cognitive disorders	23.1% (3)	61.5% (8)	15.4% (2)	0.0% (0)	0.0% (0)	1
Other (please specify)						
answered question						1
skipped question						

6. How important is a personal interview with the respondent when performing an Article 10 evaluation? (check one)			
		Response Percent	Response Count
Essential		46.2%	6
Recommended		46.2%	6
Optional		7.7%	1
Irrelevant		0.0%	0
Contraindicated		0.0%	0
answered question			13
skipped question			3




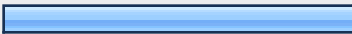
7. Which of the following is your primary method for diagnosing Axis I psychopathology (apart from paraphilias) in Article 10 evaluations?

		Response Percent	Response Count
Documentation, such as psychiatric history		69.2%	9
Structured or semi-structured interview (e.g., SCID, DIS, SADS)		30.8%	4
Unstructured interview		46.2%	6
Multiscale Inventories (check or provide specific instrument below)		23.1%	3
I don't routinely assess for Axis I psychopathology except for paraphilias		0.0%	0
Other (please specify)			3
		answered question	13
		skipped question	3

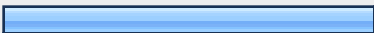


8. If you indicated in the previous question that your primary method for diagnosing Axis I psychopathology (apart from paraphilias) in Article 10 evaluations is Multiscale Inventories, please indicate the specific instrument (s):

		Response Percent	Response Count
PAI		66.7%	4
MMPI-2		100.0%	6
MCMII-III		50.0%	3
Other (please specify)			1
		answered question	6
		skipped question	10

9. Which of the following have you used to diagnose Axis I psychopathology in Article 10 evaluations? (check all that apply)

		Response Percent	Response Count
Documentation, such as psychiatric history		100.0%	13
Structured or semi-structured interview (e.g., SCID, DIS, SADS)		38.5%	5
Unstructured interview		69.2%	9
Multiscale Inventories (check or provide specific instrument below)		53.8%	7
I don't routinely assess for Axis I psychopathology except for paraphilias		0.0%	0
Other (please specify)			1
		answered question	13
		skipped question	3



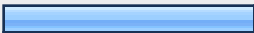

10. If you indicated in the previous question that you have used Multiscale Inventories to diagnose Axis I psychopathology in Article 10 evaluations, please indicate the specific instrument(s):

		Response Percent	Response Count
PAI		57.1%	4
MMPI-2		100.0%	7
MCMI-III		42.9%	3
Other multiscale inventory			2
		answered question	7
		skipped question	9

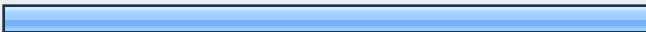


11. What is your primary method for assessing/diagnosing paraphilias in Article 10 evaluations? (check one)			
		Response Percent	Response Count
Unstructured interview		25.0%	3
File information		41.7%	5
Phallometry		16.7%	2
Multiscale Sex Inventory I or II (MSI-I or II)		16.7%	2
Clark Sex History Questionnaire (SHQ-R)		0.0%	0
Other (please specify)			1
		answered question	12
		skipped question	4





12. Which of the following have you used to assess/diagnose paraphilias in Article 10 evaluations? (check all that apply)			
		Response Percent	Response Count
Unstructured interview		76.9%	10
Semi-structured or Structured interview (SIPD, IPDE, SCID-II)		30.8%	4
File information		100.0%	13
Multiscale inventories (check or provide specific instrument below)		30.8%	4
Other (please specify)			4
		answered question	13
		skipped question	3




13. What is your primary method for assessing/diagnosing personality disorders in Article 10 evaluations? (check one)

		Response Percent	Response Count
Unstructured interview		23.1%	3
Semi-structured or Structured interview (SIPD, IPDE, SCID-II)		23.1%	3
File information		38.5%	5
Multi-scale inventories (check or provide specific instrument below)		15.4%	2
Other (please specify)			0
		<i>answered question</i>	13
		<i>skipped question</i>	3


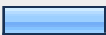



14. If you indicated in the previous question that your primary method for assessing/diagnosing personality disorders in Article 10 evaluations is Multiscale Inventories, please indicate the specific instrument(s):






		Response Percent	Response Count
MMPI-2		100.0%	4
MCMII-III		75.0%	3
PAI		75.0%	3
Other (please specify)			0
		<i>answered question</i>	4
		<i>skipped question</i>	12




15. Which of the following have you used to assess/diagnose personality disorders in Article 10 evaluations?			
		Response Percent	Response Count
Unstructured interview		46.2%	6
Semi-structured or Structured interview (SIPD, IPDE, SCID-II)		46.2%	6
File information		92.3%	12
Multi-scale inventories (check or provide specific instrument below)		38.5%	5
		Other (please specify)	1
		answered question	13
		skipped question	3




16. If you indicated in the previous question that you have used Multiscale Inventories to assess/diagnose personality disorders in Article 10 evaluations, please indicate the specific instrument(s):			
		Response Percent	Response Count
MMPI-2		100.0%	5
MCMI-III		40.0%	2
PAI		60.0%	3
		Other (please specify)	2
		answered question	5
		skipped question	11


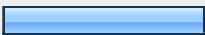

17. Which of the following statements most accurately reflects your approach to the assessment of response style in Article 10 evaluations?







		Response Percent	Response Count
I do not assess response style beyond observations from the clinical interview		46.2%	6
I sometimes formally assess response style (i.e. when it appears to be indicated)		15.4%	2
I routinely assess response style through the use of validity indicators on multiscale inventories		23.1%	3
I routinely assess response style through the use of specialized instruments such as the SIRS, MFAST, or PDS		7.7%	1
None of these statements is characteristic of me. A more characteristic statement is _____ (go to "other" box)		7.7%	1
Other (please specify)			1
		<i>answered question</i>	13
		<i>skipped question</i>	3

18. How often do you employ actuarial risk assessment in Article 10 evaluations:			
		Response Percent	Response Count
Never		7.7%	1
Rarely		7.7%	1
Sometimes		0.0%	0
Frequently		7.7%	1
Most of the time		15.4%	2
Always		61.5%	8
		<i>answered question</i>	13
		<i>skipped question</i>	3





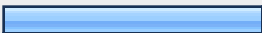
19. How important is the use of actuarial instruments?			
		Response Percent	Response Count
Essential		46.2%	6
Recommended		38.5%	5
Optional		0.0%	0
Irrelevant		15.4%	2
Contraindicated		0.0%	0
		<i>answered question</i>	13
		<i>skipped question</i>	3





20. How important is the use of static risk variables?			
		Response Percent	Response Count
Essential		61.5%	8
Recommended		30.8%	4
Optional		7.7%	1
Irrelevant		0.0%	0
Contraindicated		0.0%	0
		<i>answered question</i>	13
		<i>skipped question</i>	3



21. How important is the use of dynamic risk variables?			
		Response Percent	Response Count
Essential		61.5%	8
Recommended		30.8%	4
Optional		7.7%	1
Irrelevant		0.0%	0
Contraindicated		0.0%	0
		<i>answered question</i>	13
		<i>skipped question</i>	3




22. On which instrument do you most rely?(check one)			
		Response Percent	Response Count
RRASOR		0.0%	0
Static 99		25.0%	3
Static 99R		33.3%	4
Static 2002		0.0%	0
Static 2002R		8.3%	1
MnSost-R		8.3%	1
VRAG		0.0%	0
SORAG		0.0%	0
HCR-20		0.0%	0
SVR-20		16.7%	2
SONAR		8.3%	1
		Other (please specify)	2
		<i>answered question</i>	12
		<i>skipped question</i>	4


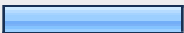
23. How often do you employ each of the following risk assessment instruments in Article 10 evaluations?							
	Never	Rarely	Sometimes	Frequently	Most of the time	Always	Response Count
RRASOR	45.5% (5)	36.4% (4)	0.0% (0)	9.1% (1)	9.1% (1)	0.0% (0)	11
Static 99	27.3% (3)	9.1% (1)	0.0% (0)	27.3% (3)	18.2% (2)	18.2% (2)	11
Static 99R	7.7% (1)	23.1% (3)	7.7% (1)	15.4% (2)	23.1% (3)	23.1% (3)	13
Static 2002	72.7% (8)	9.1% (1)	9.1% (1)	9.1% (1)	0.0% (0)	0.0% (0)	11
Static 2002R	80.0% (8)	10.0% (1)	0.0% (0)	0.0% (0)	0.0% (0)	10.0% (1)	10
MnSost-R	50.0% (6)	25.0% (3)	0.0% (0)	0.0% (0)	16.7% (2)	8.3% (1)	12
VRAG	66.7% (8)	8.3% (1)	8.3% (1)	8.3% (1)	8.3% (1)	0.0% (0)	12
SORAG	83.3% (10)	0.0% (0)	8.3% (1)	0.0% (0)	8.3% (1)	0.0% (0)	12
HCR-20	81.8% (9)	0.0% (0)	0.0% (0)	18.2% (2)	0.0% (0)	0.0% (0)	11
SVR-20	63.6% (7)	0.0% (0)	9.1% (1)	0.0% (0)	18.2% (2)	9.1% (1)	11
SONAR	66.7% (8)	8.3% (1)	8.3% (1)	8.3% (1)	8.3% (1)	0.0% (0)	12
	<i>answered question</i>						13
	<i>skipped question</i>						3

24. When using multiple actuarial instruments, how do you integrate them? (Check one)			
		Response Percent	Response Count
Believe the positive (if any of the tests exceeds statutorily defined risk level)		10.0%	1
Believe the negative (only if all the tests exceed statutorily defined risk level)		10.0%	1
Average scores across instruments		10.0%	1
Report results of each instrument without integration		30.0%	3
I never use multiple instruments		40.0%	4
		Other strategy	3
		<i>answered question</i>	10
		<i>skipped question</i>	6

25. How do you assess volitional impairment?			
		Response Percent	Response Count
The existence or non-existence of a paraphilia satisfies this requirement		33.3%	2
The existence of a personality disorder combined with previous sex offending satisfies this requirement		50.0%	3
Self report of the respondent that volitional impairment is present		83.3%	5
Neuropsychological testing indicating impaired impulse control		33.3%	2
Other (please specify)			8
		answered question	6
		skipped question	10

26. In your final report, how important is it to state your opinion regarding whether a respondent does or does not meet criteria for mental abnormality?			
		Response Percent	Response Count
Essential		76.9%	10
Recommended		23.1%	3
Optional		0.0%	0
Irrelevant		0.0%	0
Contraindicated		0.0%	0
		answered question	13
		skipped question	3

27. When testifying, how important is it to offer your opinion of whether the respondent does or does not meet legal criteria for mental abnormality?		Response Percent	Response Count
Essential		69.2%	9
Recommended		23.1%	3
Optional		7.7%	1
Irrelevant		0.0%	0
Contraindicated		0.0%	0
		<i>answered question</i>	13
		<i>skipped question</i>	3



28. Which statement best reflects your practice when writing reports for Article 10 evaluations used in trials to determine if mental abnormality is present:		Response Percent	Response Count
I only comment of whether or not the respondent meets criteria for mental abnormality		72.7%	8
I comment on whether or not the respondent meets criteria for mental abnormality and whether or not he meets criteria for confinement or SIST		27.3%	3
		Other (please specify)	2
		<i>answered question</i>	11
		<i>skipped question</i>	5








29. How often do you employ each of the following instruments when performing annual evaluations under Article 10:

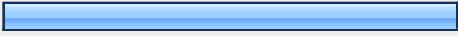

	Never	Rarely	Sometimes	Frequently	Most of the time	Always	Response Count
RRASOR	62.5% (5)	37.5% (3)	0.0% (0)	0.0% (0)	0.0% (0)	0.0% (0)	8
Static 99	37.5% (3)	12.5% (1)	12.5% (1)	0.0% (0)	12.5% (1)	25.0% (2)	8
Static 99R	33.3% (3)	0.0% (0)	11.1% (1)	0.0% (0)	11.1% (1)	44.4% (4)	9
Static 2002	87.5% (7)	0.0% (0)	12.5% (1)	0.0% (0)	0.0% (0)	0.0% (0)	8
Static 2002R	88.9% (8)	0.0% (0)	0.0% (0)	0.0% (0)	11.1% (1)	0.0% (0)	9
MnSost-R	55.6% (5)	22.2% (2)	0.0% (0)	0.0% (0)	11.1% (1)	11.1% (1)	9
VRAG	87.5% (7)	12.5% (1)	0.0% (0)	0.0% (0)	0.0% (0)	0.0% (0)	8
SORAG	75.0% (6)	25.0% (2)	0.0% (0)	0.0% (0)	0.0% (0)	0.0% (0)	8
HCR-20	87.5% (7)	0.0% (0)	12.5% (1)	0.0% (0)	0.0% (0)	0.0% (0)	8
SVR-20	55.6% (5)	0.0% (0)	22.2% (2)	11.1% (1)	0.0% (0)	11.1% (1)	9
SONAR	87.5% (7)	0.0% (0)	0.0% (0)	12.5% (1)	0.0% (0)	0.0% (0)	8
STABLE 2007	50.0% (4)	37.5% (3)	0.0% (0)	0.0% (0)	12.5% (1)	0.0% (0)	8
ACUTE 2007	50.0% (4)	50.0% (4)	0.0% (0)	0.0% (0)	0.0% (0)	0.0% (0)	8
PCL-R	44.4% (4)	11.1% (1)	0.0% (0)	11.1% (1)	11.1% (1)	22.2% (2)	9
LSI-R	100.0% (7)	0.0% (0)	0.0% (0)	0.0% (0)	0.0% (0)	0.0% (0)	7





Vermont Treatment Needs and Progress Scale	55.6% (5)	0.0% (0)	11.1% (1)	11.1% (1)	11.1% (1)	11.1% (1)	9
Other (please specify)							2
answered question							10
skipped question							6

30. How important are the following issues when assessing whether or not respondent meets criteria for confinement as part of an annual recertification evaluation?					
	Very important	Somewhat important	Little importance	No importance	Response Count
Whether or not the respondent's risk level has changed	80.0% (8)	10.0% (1)	0.0% (0)	10.0% (1)	10
The respondent's response to treatment	60.0% (6)	30.0% (3)	10.0% (1)	0.0% (0)	10
Relapse prevention plans	40.0% (4)	60.0% (6)	0.0% (0)	0.0% (0)	10
Support network if released	60.0% (6)	40.0% (4)	0.0% (0)	0.0% (0)	10
Current sexual fantasies	70.0% (7)	30.0% (3)	0.0% (0)	0.0% (0)	10
Age	70.0% (7)	30.0% (3)	0.0% (0)	0.0% (0)	10
Number of disciplinary issues during confinement	20.0% (2)	60.0% (6)	20.0% (2)	0.0% (0)	10
Denial/minimization of offending	30.0% (3)	60.0% (6)	10.0% (1)	0.0% (0)	10
Other (please specify)					1
answered question					10
skipped question					6



31. State(s) in which you have conducted sex offender civil commitment evaluations:			
		Response Percent	Response Count
1-2		81.8%	9
3-4		18.2%	2
5-6		0.0%	0
7 or more		0.0%	0
		<i>answered question</i>	11
		<i>skipped question</i>	5

32. Age			
		Response Percent	Response Count
25-29		0.0%	0
30-34		10.0%	1
35-39		10.0%	1
40-44		0.0%	0
45-49		20.0%	2
50-54		20.0%	2
55-59		10.0%	1
60-64		20.0%	2
65 or over		10.0%	1
		<i>answered question</i>	10
		<i>skipped question</i>	6




33. Gender			
		Response Percent	Response Count
Male		70.0%	7
Female		30.0%	3
		<i>answered question</i>	10
		<i>skipped question</i>	6

34. Degree Type			
		Response Percent	Response Count
MD		0.0%	0
Ph.D.		70.0%	7
JD/PhD		10.0%	1
PsyD		10.0%	1
DSW		0.0%	0
EdD		10.0%	1
		Other (please specify)	1
		<i>answered question</i>	10
		<i>skipped question</i>	6

35. Years since licensure		
		Response Count
		10
		<i>answered question</i>
		10
		<i>skipped question</i>
		6

36. Are you board certified?			
		Response Percent	Response Count
Yes		18.2%	2
No		81.8%	9
<i>answered question</i>			11
<i>skipped question</i>			5

37. Years experience in forensic evaluation:		
		Response Count
		10
<i>answered question</i>		10
<i>skipped question</i>		6

38. What is the avenue by which you typically receive referrals for Article 10 evaluations?			
		Response Percent	Response Count
Private practice, but contract with the state to conduct evaluations		30.0%	3
Private practice, but contract with attorneys to conduct evaluations		50.0%	5
Employed by the state as psychiatric examiner		20.0%	2
Other (please specify)			1
<i>answered question</i>			10
<i>skipped question</i>			6

39. % of practice that is forensic:		Response Count
		11
	<i>answered question</i>	11
	<i>skipped question</i>	5

40. % of practice that is sex offender specific:		Response Count
		11
	<i>answered question</i>	11
	<i>skipped question</i>	5

41. Number of Article 10 evaluations conducted:		Response Count
		11
	<i>answered question</i>	11
	<i>skipped question</i>	5